



FACT SHEET



3 Days
Exhibition



75+
Exhibitors



2 Days
Logistics Summit



B2B
Meeting



10000+ Business &
Trade Visitors



LOGISTICS SECTOR : AN OVERVIEW


India being one of the fastest growing economies in the world has great potential for growth in every sector. Logistics sector is the backbone of development and a strong and growing logistics sector indicates a healthy trend of a growing economy. The Logistics sector in India has always been about resilience, adapting to new technologies and agility. With better infrastructure, Indian industry was able to plan its business operations in a more efficient manner, moving India closer towards becoming a manufacturing hub for the world.

According to a recent report by McKinsey Global Institute (MGI), India's logistics sector would expand at a Compound Annual Growth Rate (CAGR) of more than 10 percent, from \$200 billion in early 2020 to at least \$320 billion in 2025. This subsequently changed in 2020 due to the pandemic and businesses came up with innovative solutions to plan for the future.

In recent years, the Indian government has had a renewed focus on investing into logistics infrastructure in the country, while at the same time encouraging investments from the private sector as well. This has led to much better rail connectivity and road networks and increase in the number of ports, inland container depots and warehousing services throughout the country.

The government has recently introduced PM Gati Shakti– National Master Plan for Multi Modal connectivity, which is a transformative approach for economic growth and sustainable development in the logistics sector to achieve India's aim of reaching a \$ 5 Trillion economy. Along with the Bharatmala Pariyojana project, the government plans to develop 35 Multi-Modal Logistics Parks to strengthen logistics and build transportation hubs in the country for seamless connectivity via road, rail, and water. In the coming years, these Parks will create over two lakh job opportunities and reduce logistics cost from 13-14% of India's GDP to approx. 8-10% as observed by developed countries.





EXHIBITOR PROFILE

Logistics Services Pavilion

- 3PL and 4PL
- Transportation/Fleet Operations
- Freight Forwarders
- Warehousing and Storage
- Shipping Lines
- Ports/Terminals/SEZs
- Logistics Service Providers
- Express Services – Courier
- Air Freight/Sea Freight
- Consultancy
- Labelling and Packaging Solutions
- Project Cargo/Bulk Cargo/Multimodal
- Commercial Vehicles

Logistics Hardware/ Material Handling Equipment Pavilion

- Forklifts/Stackers/Cranes
- Hydraulic Jacks
- Hoists

- Conveyors
- Weighing Instruments and Metering Devices
- Scissor Lifts/Platforms
- Dock Levelers
- Pallets
- Robots and Handling System
- Carousels
- Bins and Containers

Storage Equipment and Systems

- Racking Systems/Shelving Systems
- Automated Storage and Retrieval Systems (ASRS)
- Cargo Shelves

Warehouse Equipment and Systems

- Automated Guiding Vehicles
- Tank and Trailers

Logistics Technology Pavilion

- Enterprise IT Solutions – SCM, ERP, CRM
- Software and IT Solutions for Logistics and SCM
- Inventory Management Systems
- E-procurement and Fulfillment E-markets
- Logistics Information and Telematics Automation Systems
- Communication Technology and Equipment
- Security Solution and Equipment
- Telecommunications
- ADC and Bar Code
- E-commerce
- Tracking Systems
- Others

VISITOR PROFILE

Logistics And Supply Chain Professionals From The Following Sectors:

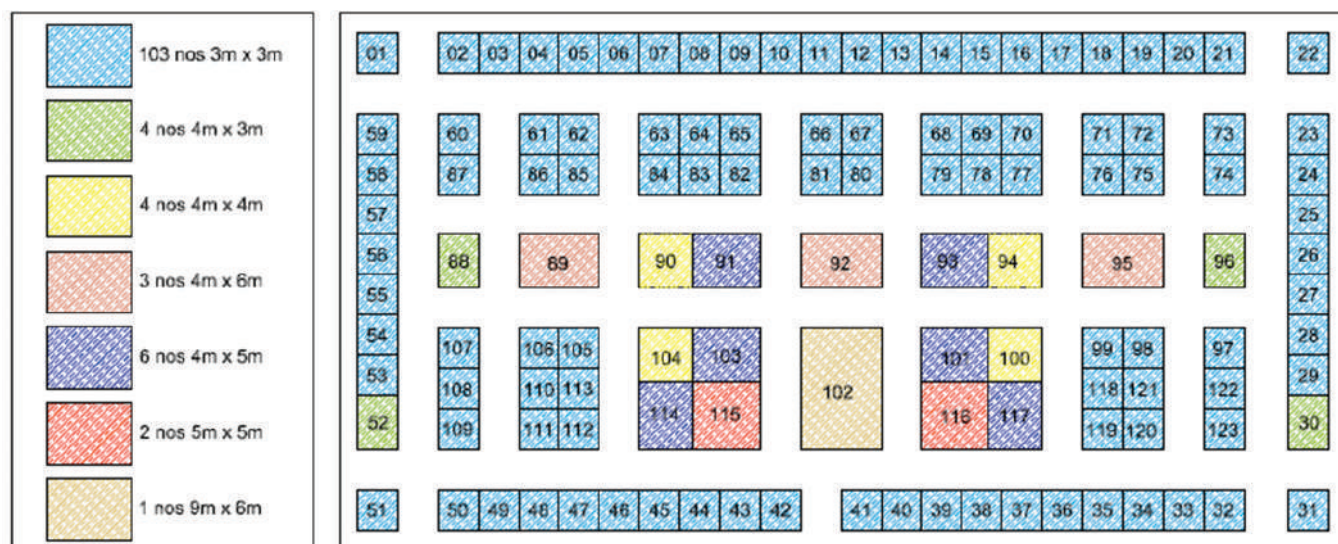

- Automotive | FMCG | Chemicals | Petrochemicals | Retail | Apparels | Dairy and Processed Foods | Cement | IT Hardware | Electronics | Machine Tools
- Government Officials | Trading Companies | Logistics Service Providers | 3PL / 4PL Operators | Shipping Companies | Warehouse Operators | Terminal Operators | Container Freight Stations | Transport Companies
- Others



PARTICIPATION COST

Type of Space	CII Members		CII Non-members	
	Space Rentals (Per Sqm in INR)	Early Bird* Space Rentals (Per Sqm in INR) *Payments and Bookings Received till 28 February 2023	Space Rentals (Per Sqm in INR)	Early Bird* Space Rentals (Per Sqm in INR) *Payments and Bookings Received till 28 February 2023
Indoor Raw Space (Min 36 Sqms)	4,000.00	3,500.00	8,000.00	4,500.00
Outdoor Raw space (Min 50 Sqms)	3,000.00	3,000.00	6,500.00	5,500.00
Indoor Built-Up Space (Min 9 Sqms)	5,000.00	3,500.00	9,500.00	7,500.00
Indian SSI - Built Up Space (Min 9 sqms)	3,500.00	3,000.00	9,000.00	5,500.00

LAYOUT



Confederation of Indian Industry

For more details

Confederation of Indian Industry (Eastern Region)

6 Netaji Subhas Road, Kolkata, West Bengal 700001



archana.nath@cii.in / agnijit.dasgupta@cii.in / debojyoti.banerjee@cii.in/ indranil.patra@cii.in

Call For More Info : +91 7044056627 / +91 8961214336 / +91 8697926123 / +91 9874057000

www.cii.in